



Product Datasheet

SolShare 35

Allume’s SolShare is the world’s first power division control system (PDCS). Providing functionality to supply the AC energy outputted from a solar inverter to multiple grid-connected units behind-the-meter. The SolShare opens the solar market to apartments and businesses that share a roof.

The SolShare 35 has a maximum recommended input capacity of 22kW, and can be connected to 15 units, making it primarily suitable for residential sites.


The behind-the-meter solution requires no change to smart meter infrastructure and is intuitively designed to make the installation process as simple as possible for solar installers.


The SolShare unit is placed between the inverter and the main switchboard. Receiving one three-phase AC input from the inverter and outputting up to 15 single-phase or 5 three-phase


AC outputs (or a combination of both). Outputs are wired on the load side of each unit’s meter, at the building’s common main switchboard.


Information on how to design a SolShare system can be found in our ‘SolShare System & SLD Design Rules’ document.


To find the most up-to-date version of this and all other SolShare technical documents, please visit: <https://allumeenergy.com/document-library/>

-  Solar delivery optimisation

-  Complete solar & usage monitoring

-  Suitable for indoor and outdoor installation

-  Over the air firmware updates

-  Multiple solar delivery algorithms to suit project requirements

Technical Data

Version A2 for SOLSHARE-3P-35-04



General Specifications

Parameter	Value
Dimensions	920 x 485 x 270 mm (H x W x D)
Weight	38kg
Max number of connections per unit	15 single-phase or 5 three-phase (or a combination)
Install environment	Degree of protection IP56 (as per IEC 60529)
Operating temperature range	-20 to +50°C
Metering accuracy	± 2%

Electrical Specifications

Parameter	Value (at 25°C)
Max nominal current (per phase)	35 A
Voltage range (phase to neutral)	216 – 260 VAC
Voltage drop (I is nominal current)	2.8 V
Mains frequency range	50 – 60 Hz
Overcurrent rating	30 kA
Max power input at 230V (indicative)	22 kW
Input Power Factor	1

Safety Certification

	SolShare is certified with the Regulatory Compliance Mark (RCM).	AS/NZS3820:2020
	SolShare is certified with the UK CA mark.	

Accessories

15 x Current Transformers (10 metre cable lengths)

Installation Requirements

1. Power input from a three-phase, grid connected inverter (3 x single-phase grid connected inverters can be used if required)
2. It is recommended that there are at least 2 outputs connected on each phase. Example minimum connections:
 - 6 x single-phase
 - 2 x three-phase
 - 1 x three-phase plus 3 x single-phase
3. Ganged/co-located smart meters and main switches.
4. Cable access between SolShare unit and central main switchboard.
5. Installation must be carried out by a licensed electrician who has gained SolShare Installation certification.
6. SolShare must be kept free of dust and water ingress during installation.